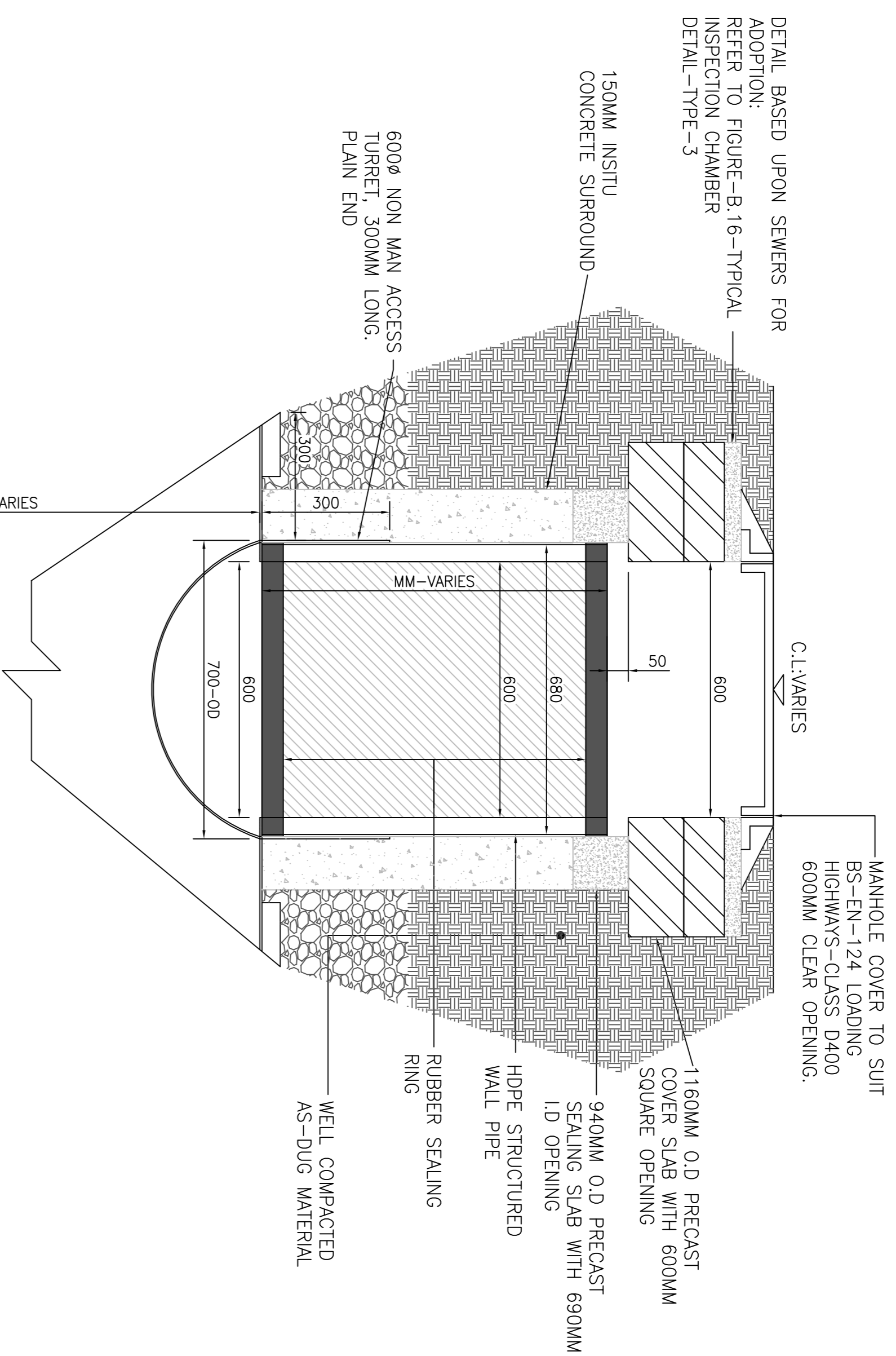
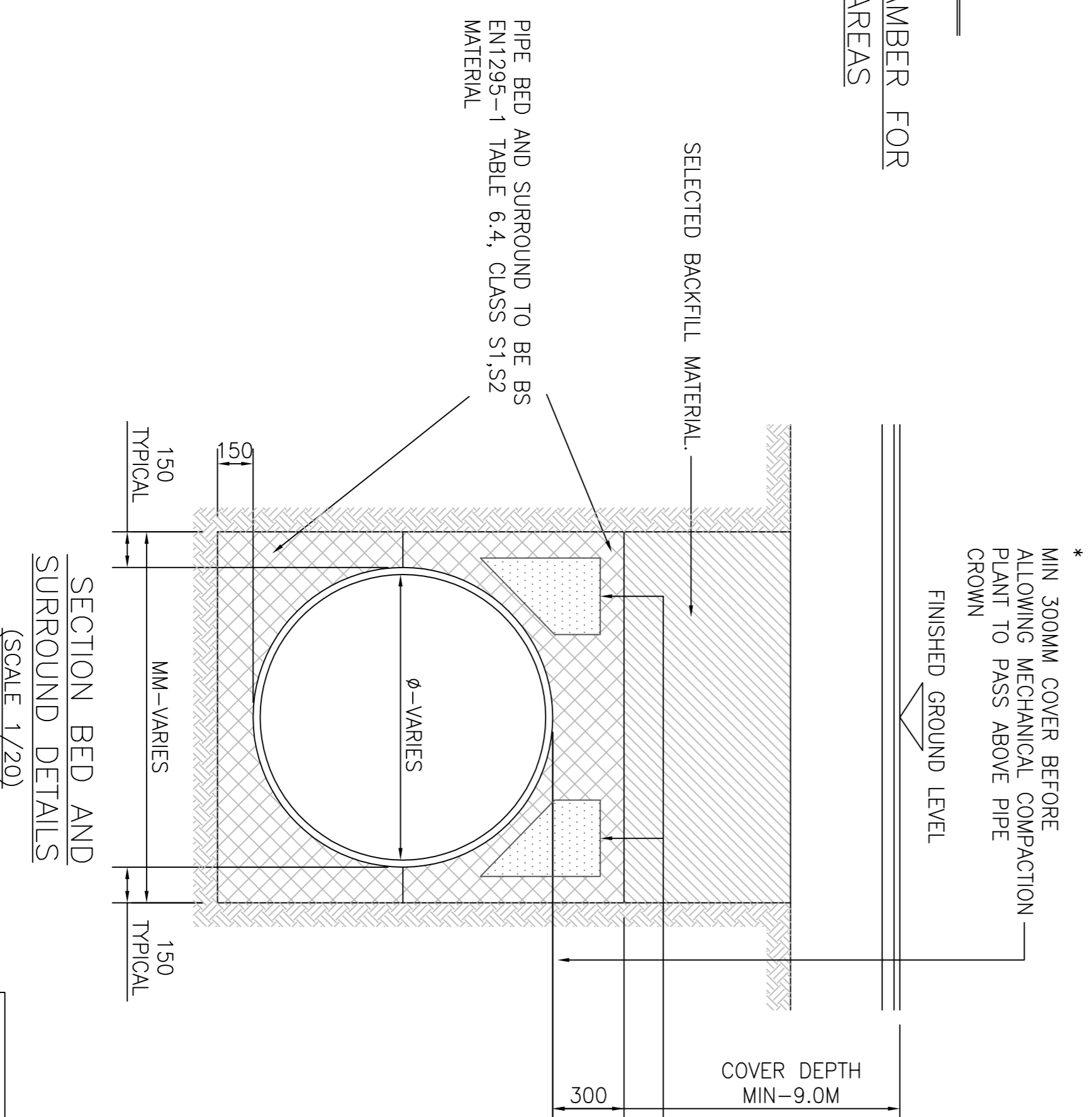


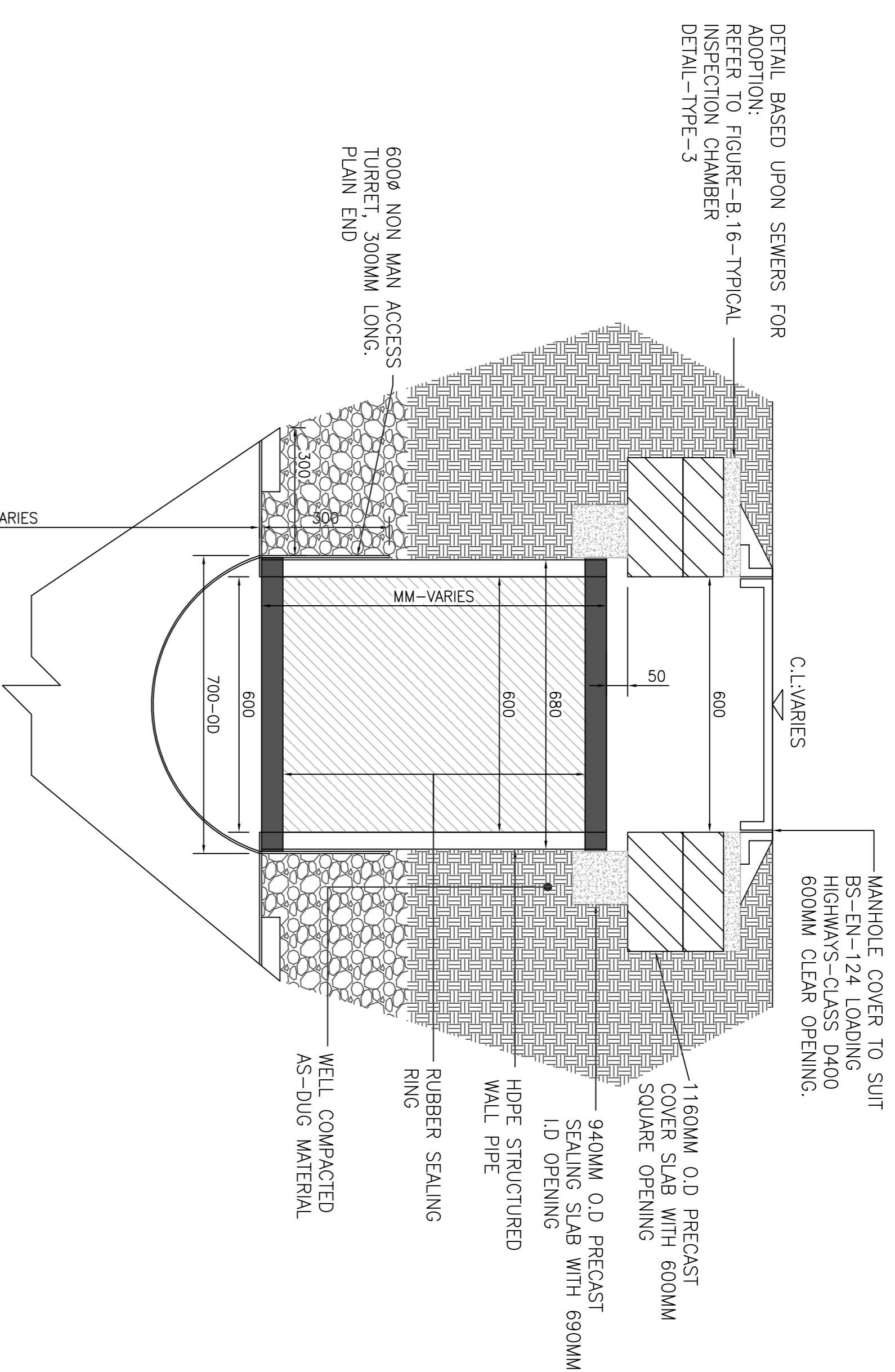
REV	DESCRIPTION	DATE	BY



6000 $\phi$  NON MAN ACCESS CHAMBER FOR HIGHWAYS/TRAFFICKED AREAS  
(6000 $\phi$ )  
(SCALE 1/10)



6000 $\phi$  NON MAN ACCESS CHAMBER FOR LANDSCAPE/FIELD AREAS  
(6000 $\phi$ )  
(SCALE 1/10)



FIRMLY COMPACT THE AREA ABOVE THE SIDEFILL ON EACH SIDE BEFORE COMPACTING OVER THE TOP OF THE PIPE

## NOTES:

- PROPOSED LEVELS ARE APPROXIMATE AND ARE TO BE CONFIRMED BY THE ENGINEER/ARCHITECT PRIOR TO CONSTRUCTION.
  - ALL DIMENSIONS ARE NOMINAL AND IN MILLIMETERS.
  - REFER TO ENGINEERS DRAINAGE DRAWING FOR FULL LAYOUT AND DETAILS.
  - ALL PIPE SPECIFIED TO BE AQUASPIRA CSR.
  - ALL STAINLESS STEEL SPECIFIED TO BE GRADE 316, 5MM THICK.
  - THIS DRAWING TO BE READ IN CONJUNCTION WITH ENGINEERS DRAWINGS AND SPECIFICATIONS.
  - ALL CONNECTING PIPE WORK TO TANKS TO BE DESIGNED BY MAIN ENGINEERS AND SUPPLIED BY CONTRACTOR.
- BACKFILL NOTES
- GRANULAR MATERIAL TO BE THOROUGHLY TAMPED TO ENSURE EVEN SUPPORT AROUND PIPE.
  - ALL TEMPORARY ENABLING WORKS ARE BY OTHERS.
  - PROJECT ENGINEERS TO CONFIRM THE BACKFILL DETAILS ARE APPROPRIATE FOR THE SITE GROUND CONDITIONS AND LOADING CRITERIA.
- PIPE JOINTING
- ALL PRES TO BE JOINED USING AQUASPIRA PUSH FIT JOINTS.
  - ALL STANDARD PRES TO BE JOINED USING ALUMINIUM JOINTING CROSS AS PROVIDED BY AQUASPIRA.
  - ALL FABRICATED OR MODIFIED SECTIONS TO BE JOINED USING THE SLING AND RATCHET SYSTEM TO AVOID DAMAGE TO THE SECTION.

## NOTES:

THIS DRAWING HAS BEEN PRODUCED FOR THE PURPOSE OF OFFERING DESIGN AND LAYOUT INFORMATION TO ASSIST THE PROJECT ENGINEER WHEN ASSESSING THE SUITABILITY OF AQUASPIRA PRODUCTS. THE INFORMATION CONTAINED IN THIS DRAWING IS APPROPRIATE TO AQUASPIRA PRODUCTS ONLY, AND ALL REFERENCES TO ASSOCIATED CONSTRUCTION DETAILS ARE OFFERED AS TYPICAL DETAILS AND DO NOT TAKE ACCOUNT OF PROJECT CONDITIONS. THE PROJECT ENGINEER/S MUST SATISFY THEMSELVES THAT THE INFORMATION PROVIDED IN THIS DRAWING IS SATISFACTORY.

Client  
AQUASPIRA  
STANDARD  
DETAIL

Drawing Title  
6000 $\phi$  STAINLESS STEEL  
NON MAN ACCESS TURRET  
AND CONSTRUCTION DETAILS

 AquaSpira

Date	Scale	Drawn	Checked
N/A	AS SHOWN	JH	MS

Drawing No 600-S/S